



2059 Omni

Omni-Motion Drive System

Unique Omni-Motion Drive System provides machine movement in all directions and machine rotation around its center point.

- Increased productivity due to faster transport and positioning of the unit.
- Increased safety due to mobility of the unit into the optimal working position.
- Increased use due to the ability to reach working positions not possible to reach with conventional steering.

Optional Equipment:

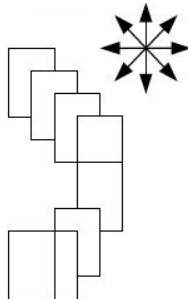
- 100,000 Clean Room Compatible
- 10,000 Clean Room Compatible
- EX Explosion Proof
- Bump System
- Fall Arrest
- Removable Batteries
- Air Line
- AC
- Fuel Cell



Omni-Motion Drive System Platform Controls

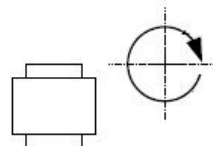
Omni-Motion

OMNI-Motion Drive System allows multi-directional motion for optimum positioning



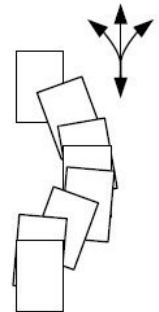
Spin

Spin capability allows machine to rotate about its center for tight maneuvering



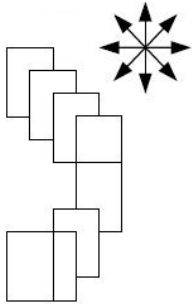
Standard Drive

Standard Drive Mode drives like an automobile for longer travel distances

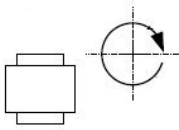
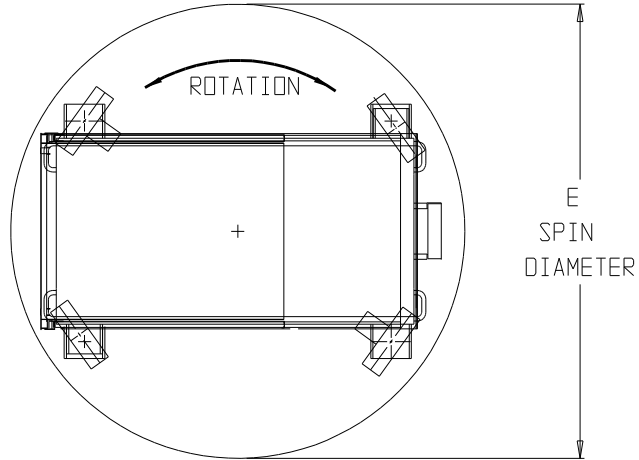




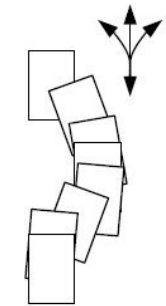
SCISSOR LIFT SPECIFICATIONS



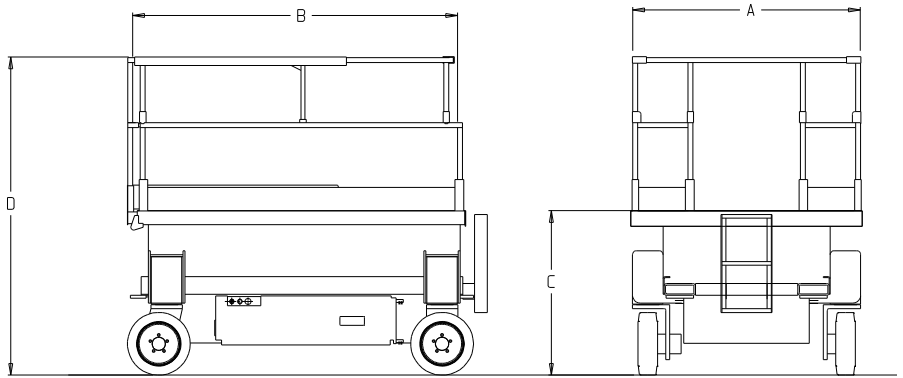
Omni-Motion
 OMNI-Motion Drive System allows multi-directional motion for optimum positioning



Spin
 Spin capability allows machine to rotate about its center for tight maneuvering



Standard Drive
 Standard Drive Mode drives like an automobile for longer travel distances



SPECIFICATIONS	2046 OMNI	2059 OMNI	2646 OMNI	2659 OMNI	3259 OMNI	4188 OMNI
Platform Height	20 ft	20 ft	26 ft	26 ft	32 ft	41 ft
Platform Width - A	42 in	55 in	42 ft	59 in	59 in	88 in
Platform Length - B	84 in	84 in	84 in	84 in	84 in	139 in
Platform Length with Deck Extended	119 in	129 in	119 in	129 in	129 in	177 in
Platform Lowered - C	42 in	42 in	49 in	49 in	52.5 in	75 in
Stowed Height - D	81 in	81 in	89 in	88.5 in	92 in	114 in
Spin Diameter - E	109 in	101 in	109 in	101 in	101 in	158 in
Platform Capacity	900 lbs	1300 lbs	500 lbs	1000 lbs	700 lbs	1500 lbs

*Specifications Subject to Change Without Prior Notice



Man & Material Lift Engineering
 5707 S. Pennsylvania Ave
 Cudahy, WI 53110

www.manliftengineering.com
 sales@manliftengineering.com
 414-486-1760